

--	--

Family name _____
 Given name _____
 Address _____

 Zip Code / City _____
 Country _____
 Tel. number _____
 Email _____

Measure without shooting pants but over underwear & shooting sweater

Measurements for the jacket ↓	S	K	E
1. Around chest			
2. Around waist			
3. Circumference 10cm under waistline			
4. Around hip			
4a. From waistline to hipline			
5. Around shoulder at Q-point			
6. Around upper arm			
7. Around arm below elbow			
8. From neck to Q-point			
9. From neck over Q-point to back of elbow point			
10. Neck/Q-point/back elbow point to knuckles			
11. From neck to waist			
12. Total length from neck to bottom end of fists with arm straight			
13. Width between Q-points			
14. Width of back			
15. Middle of back to elbow point in standing position			

DFS-Models

Jackets

- X.9 i-CANVAS-PRO
- X.9 CANVAS-PRO
- X.9 HYBRID-PRO
- VS40
- NORGE
- REKRUTT

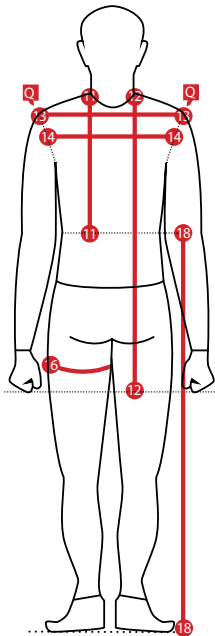
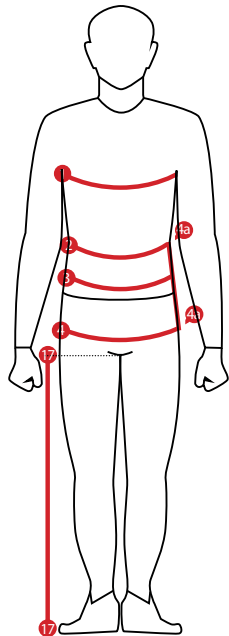
Pants

- X.9 i-CANVAS-PRO
- X.9 CANVAS-PRO
- X.9 HYBRID-PRO
- VS40
- NORGE

For X.9 jackets

- VINTERSTYCKE
- Long zipper
- Short Zipper

Male or female Total height (cm) _____
 Right or left handed Weight (kg) _____
 I will use shooting pants Age if under 20 _____
 I will use a belt yes no



Measurements for the pants ↓	S	K	E
2a. Waist Measurement Belt (WMB)			
2. Around waist			
3. Circumference 10cm under waistline			
4. Around hip			
4a. From waistline to hip			
16. Around thigh			
17. Inseam to floor with boots on			
18. From waist to floor with boots on			

Standard no. ____ or custom colour

Text on jacket:

--	--	--	--	--	--	--	--	--	--

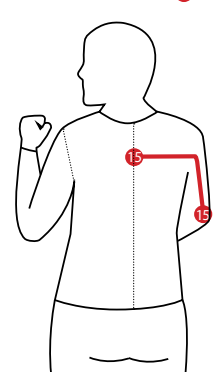
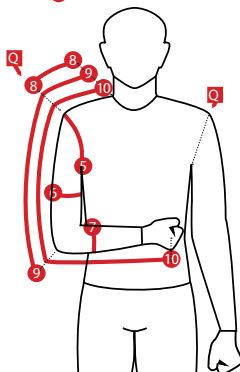
 Country code:

--	--	--	--	--

Text on pants:

--	--	--	--	--	--	--	--	--	--

Photos by email
 I have old KurtThune jacket/pants
 Photos with old jacket and pants on



Remarks (special body-build or shooting position etc.): _____

 Name of measuring person _____
 Dealer _____